10cm - Caution as distortion can occur.

SCALE BAR 1:500

5m	10m	15m	20m	25m	30m	35m	40m	45m	50m

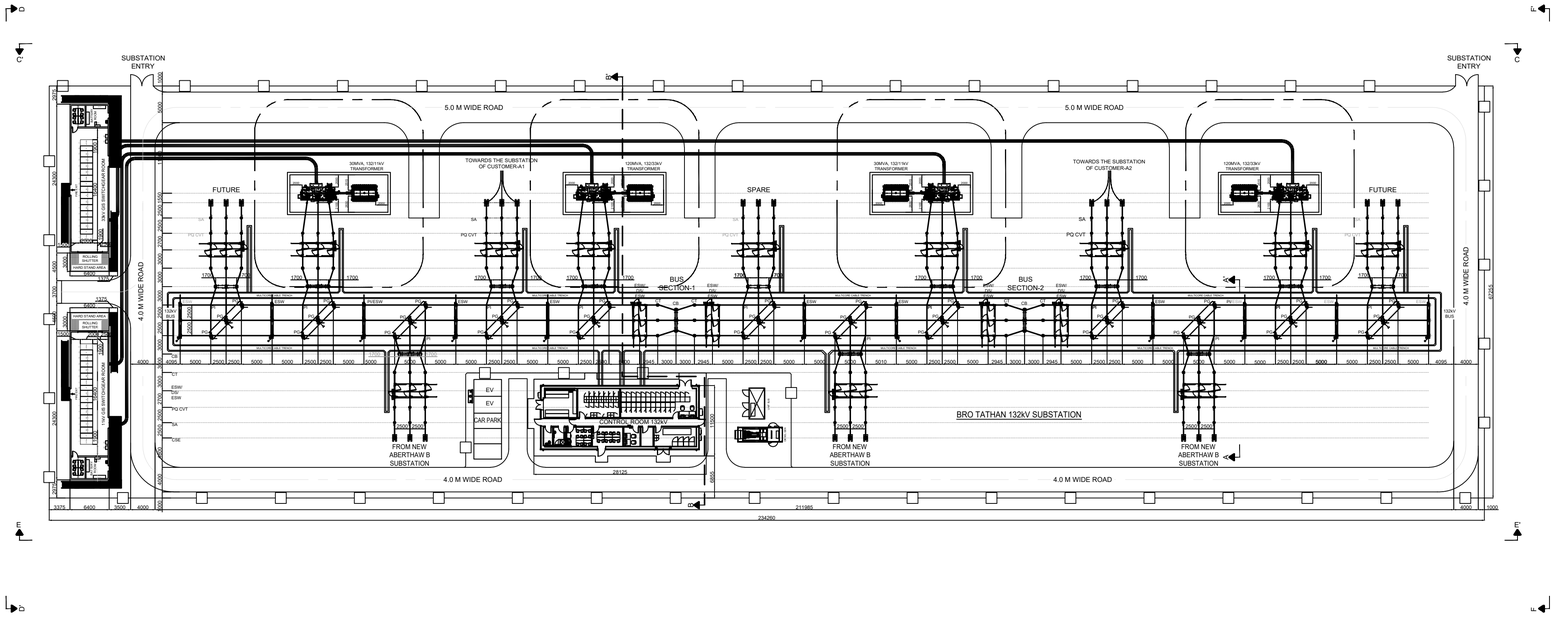

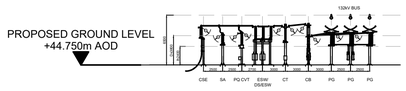

TYPICAL LINE BAY- ELEVATION
SCALE 1:400
SECTION - A-A'

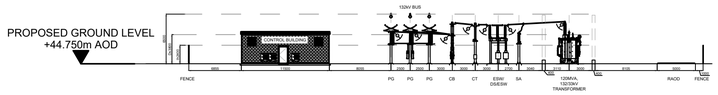

TYPICAL TRANSFORMER BAY- ELEVATION
SCALE 1:400
SECTION - B-B'

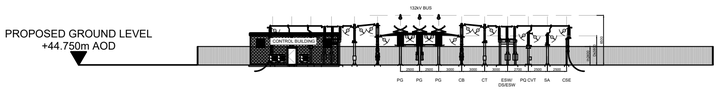

TYPICAL LINE BAY- ELEVATION
SCALE 1:400
SECTION - F-F'

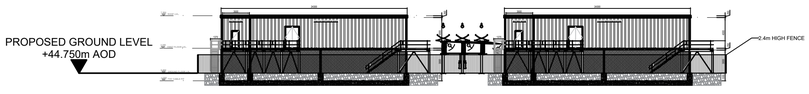

SWITCHGEAR ROOM- ELEVATION
SCALE 1:400
SECTION - D-D'

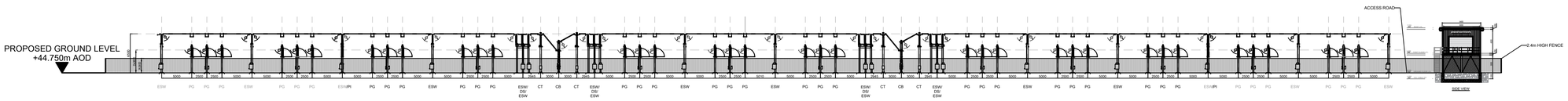

BUS SECTION-2
MAIN BUSBAR- ELEVATION
SCALE 1:400
SECTION - C-C'
BUS SECTION-1

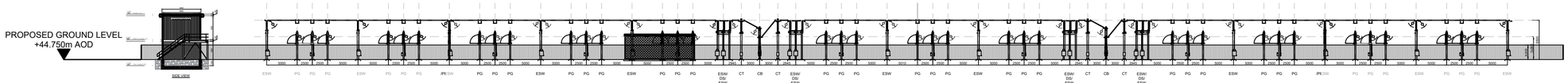

BUS SECTION-1
MAIN BUSBAR- ELEVATION
SCALE 1:223
SECTION - E-E'
BUS SECTION-2

N:\50101-00 BRO TATHAN POWER\01 PRODUCTION FORM\01 DRAWINGS\02 CIVILS\50101-BUR-BT-XX-D-C-10120_SUBSTATIONPLANANDELEVATIONS.DWG

10 cm - Caution as distortion can occur.

ALL CIVIL DIMENSIONS ARE IN MILLIMETRES - ALL STRUCTURAL DIMENSIONS ARE IN MILLIMETRES - ALL LEVELS ARE IN METRES.

Burroughs

1. THIS DRAWING IS TO BE READ IN CONJUNCTION WITH ALL RELEVANT ARCHITECTS AND ENGINEERS DRAWINGS AND SPECIFICATIONS.
2. DO NOT SCALE FROM THIS DRAWING. ANY AMBIGUITIES, OMISSIONS AND ERRORS ON DRAWINGS SHALL BE BROUGHT TO THE ENGINEER'S ATTENTION IMMEDIATELY. ALL DIMENSIONS MUST BE CHECKED AND VERIFIED ON SITE.
3. ALL DIMENSIONS ARE IN METERS UNLESS OTHERWISE NOTED.
4. FOR GENERAL NOTES, REFER TO DRAWING:

Project:

BRO TATHAN POWER

DRAWING NOTES:

1. DRAWING PRODUCED FOR PLANNING APPLICATION PURPOSES ONLY
2. PLAN, ELEVATIONS AND SECTIONS REPRODUCED FROM STANTEC SUBSTATION DRAWINGS
3. THIS DRAWING SHOW THE PROPOSED WORKS ONLY, UNLESS OTHERWISE STATED.
4. EXTERNAL MATERIALS AND FINISHES ARE INDICATIVE ONLY
5. DIMENSIONS SHOWN ARE IN MILLIMETERS

REV.	DESCRIPTION	DATE	DRW.	CHK.
P2.0	FOR PLANNING APPROVAL	27/01/26	BM	TD
P1.0	ORIGINAL ISSUE	23/01/26	BM	TD

Drawing Title:

SERIES 100 - PRELIMINARIES
POWER STATION
PLAN AND ELEVATIONS

Burroughs Project No.:	Scale:	Original Paper Size:
50101	1:1000	A1

Drawing Number:

50101-BUR-BT-XX-D-C-10120

Status: S4 – Status Description: SUITABLE FOR REVIEW AND AUTHORISATION

This document is copyright of Burroughs Ltd. Use figured measurements only! DO NOT SCALE FROM DRAWING. Verify all dimensions prior to construction. Immediately report any discrepancies to Burroughs and if in doubt ASK. This drawing should be read inconjunction with all other associated project information